

I (a) Statement Showing Shareholding Pattern


Name of the Company: Sadbhav Engineering Limited			
Scrip Code:- 532710 Name of the Scrip:- SADBHAV class of Security:- Equity			
Quarter ended on SEPTEMBER 30, 2015			
Partly paid-up shares:	No. of partly paid-up shares	As a % of total no. of partly paid-up shares	As a % of total no. of shares of the company
Held by promoter/promoter group	0	0	0
Held by public	0	0	0
Total----->	0	0	0
Outstanding convertible securities:-	No. of outstanding Securities	As a % of total no. of outstanding convertible securities	As a % of total no. of shares of the company, assuming full conversion of the convertible securities
Held by promoter/promoter group	0	0	0
Held by public	0	0	0
Total ----->	0	0	0
Warrants:-	No. of Warrants	As a % of total no. of warrants	As a % of total no. of shares of the company, assuming full conversion of warrants
Held by promoter/promoter group	0	0.00	0.00
Held by public	0	0.00	0.00
Total ----->	0	0	0.00
Total paid-up capital of the company, assuming full of conversion of warrants and convertible securities	171533800		



Statement Showing Shareholding Pattern								
I(a) Category code (I)	Category of Shareholder (II)	Number of Shareholders (III)	Total number of shares (IV)	Number of shares held in dematerialized form (V)	Total shareholding as a percentage of total number of shares		Shares pledged or otherwise encumbered	
					As a percentage of (A+B) ¹ (VI)	As a percentage of (A+B+C) (VII)	Number of shares (VIII)	As a percentage IX=(VIII/(IV))* 100
(A)	Shareholding of Promoter and Promoter Group²							
1	Indian							
(a)	Individuals/ Hindu Undivided Family	14	60256765	60256765	35.13	35.13	8269581	13.72
(b)	Central Government/ State Government(s)		0	0	0.00	0.00	0	0.00
(c)	Bodies Corporate	1	16545275	16545275	9.65	9.65	16545275	100.00
(d)	Financial Institutions/ Banks	0	0	0	0.00	0.00	0	0.00
(e)	Any Others(Specify)- Trust	1	3993840	3993840	2.33	2.33	0	0.00
	Sub Total(A)(1)	16	80795880	80795880	47.10	47.10	24814856	30.71
2	Foreign							
a	Individuals (Non-Residents Individuals/ Foreign Individuals)	0	0	0	0.00	0.00	0	0.00
b	Bodies Corporate	0	0	0	0.00	0.00	0	0.00
c	Institutions	0	0	0	0.00	0.00	0	0.00
d	Qualified Foreign Investor	0	0	0	0.00	0.00	0	0.00
e	Any Others(Specify)	0	0	0	0.00	0.00	0	0.00
	Sub Total(A)(2)	0	0	0	0.00	0.00	0	0.00
	Total Shareholding of Promoter and Promoter Group (A)= (A)(1)+(A)(2)	16	80795880	80795880	47.10	47.10	24814856	30.71



Category code (I)	Category of Shareholder (II)	Number of Shareholders (III)	Total number of shares (IV)	Number of shares held in dematerialized form (V)	Total shareholding as a percentage of total number of shares		Shares pledged or otherwise encumbered	
					As a percentage of (A+B) ¹ (VI)	As a percentage of (A+B+C) (VII)	Number of shares (VIII)	As a percentage IX=(VIII/(IV))* 100
(B)	Public shareholding							
1	Institutions							
(a)	Mutual Funds/ UTI	79	46454090	46454090	27.08	27.08	0	0.00
(b)	Financial Institutions / Banks	4	26958	26958	0.02	0.02	7532	27.94
(c)	Central Government/ State Government(s)	0	0	0	0.00	0.00	0	0.00
(d)	Venture Capital Funds	0	0	0	0.00	0.00	0	0.00
(e)	Insurance Companies	0	0	0	0.00	0.00	0	0.00
(f)	Foreign Institutional Investors	86	25224156	25224156	14.71	14.71	0	0.00
(g)	Foreign Venture Capital Investors	0	0	0	0.00	0.00	0	0.00
(h)	Qualified Foreign Investor	0	0	0	0.00	0.00	0	0.00
(i)	Any Other (specify)	0	0	0	0.00	0.00	0	0.00
	Sub-Total (B)(1)	169	71705204	71705204	41.80	41.80	7532	0.01
B 2	Non-institutions							
(a)	Bodies Corporate	282	14539400	14539400	8.48	8.48	964879	6.64
(b)	Individuals							
I	Individuals -i. Individual shareholders holding nominal share capital up to Rs 1 lakh	10493	3486084	3485454	2.03	2.03	82209	2.36
II	Individual shareholders holding nominal share capital in excess of Rs. 1 lakh.	0	0	0	0.00	0.00	0	0.00
(c)	Qualified Foreign Investor	0	0	0	0.00	0.00	0	0.00
(d)	Any Other (specify)							
(d-i)	Clearing Member	126	49196	49196	0.03	0.03	7746	15.75
(d-ii)	NRI	231	140447	140447	0.08	0.08	75	0.00
(d-iii)	OCB	0	0	0	0.00	0.00	0	0.00
(d-iv)	NRI (Non Repatriable)	82	542411	542411	0.32	0.32	11	0.00
(d-v)	Hindu Undivided Family	335	273678	273678	0.16	0.16	0	0.00
(d-vi)	Trust	1	1500	1500	0.00	0.00	0	0.00
	Sub-Total (B)(2)	11550	19032716	19032086	11.10	11.10	1054920	5.54
(B)	Total Public Shareholding (B)= (B)(1)+(B)(2)	11719	90737920	90737290	52.90	52.90	1062452	1.17
	TOTAL (A)+(B)	11735	171533800	171533170	100	100	25877308	15.09




Category code (I)	Category of Shareholder (II)	Number of Shareholders (III)	Total number of shares (IV)	Number of shares held in dematerialized form (V)	Total shareholding as a percentage of total number of shares		Shares pledged or otherwise encumbered	
					As a percentage of (A+B) ¹ (VI)	As a percentage of (A+B+C) (VII)	Number of shares (VIII)	As a percentage IX=(VIII/(IV))* 100
(C)	Shares held by Custodians and against which Depository Receipts have been issued							
(1)	Promoter and Promoter Group	0	0	0	0	0	0	0
(2)	Public	0	0	0	0	0	0	0
	GRAND TOTAL (A)+(B)+(C)	11735	171533800	171533170	100.00	100.00	25877308	15.09



(I) (b) Statement showing holding of securities (including shares, warrants, convertible securities) of persons belonging to the category "Promoter and Promoter Group"

Sr. No.	Name of the shareholder	Details of shares held		Encumbered shares (*)			Details of warrants		Details of convertible securities		Total shares (including underlying shares assuming full conversion of warrants and convertible securities) as a % of diluted share capital
		No. of shares held	As a % of grand total (A)+(B)+(C)	No.	As a percentage	As a % of grand total (A)+(B)+(C) of sub-clause (I) (a)	No. of warrants held	As a % total number of warrants of the same class	Number of convertible securities held	As a % total number of convertible securities of the same class	
(I)	(II)	(III)	(IV)	(V)	(VI)=(V)/(III)*100	(VII)	(VIII)	(IX)	(X)	(XI)	(XII)
1	Vishnubhai M. Patel	23429220	13.66	6122581	26.13	3.57	0	0.00	0	0	13.66
2	Shantaben V. Patel	14715375	8.58	0	0.00	0.00	0	0.00	0	0	8.58
3	Girish N. Patel	675500	0.39	0	0.00	0.00	0	0.00	0	0	0.39
4	Shashin V. Patel	5499720	3.21	0	0.00	0.00	0	0.00	0	0	3.21
5	Vikram R. Patel	4608750	2.69	1073500	23.29	0.63	0	0.00	0	0	2.69
6	Vasistha C. Patel	3202150	1.87	1073500	33.52	0.63	0	0.00	0	0	1.87
7	Vishnubhai M. Patel -HUF	4581700	2.67	0	0.00	0.00	0	0.00	0	0	2.67
8	Santokba Trust	3993840	2.33	0	0.00	0.00	0	0.00	0	0	2.33
9	Sadbhav Finstock Private Limited	16545275	9.65	16545275	100.00	9.65	0	0.00	0	0	9.65
10	Vipul H. Patel	166850	0.10	0	0.00	0.00	0	0.00	0	0	0.10
11	Patel Rekhaben Vishnubhai	675500	0.39	0	0.00	0.00	0	0.00	0	0	0.39
12	Patel Truptiben Vishnubhai	675500	0.39	0	0.00	0.00	0	0.00	0	0	0.39
13	Bhavna Vikramkumar Patel	675500	0.39	0	0.00	0.00	0	0.00	0	0	0.39
14	Alpa Dharmin Patel	675500	0.39	0	0.00	0.00	0	0.00	0	0	0.39
15	Patel Rajeshreeben Vishnubhai	675500	0.39	0	0.00	0.00	0	0.00	0	0	0.39
	TOTAL	80795880	47.10	24814856	30.71	14.47	0	0.00	0	0	47.11

(*) The term "encumbrance" has the same meaning as assigned to it in regulation 28(3) of the SAST Regulations, 2011



(I) (c) (i) Statement showing holding of securities (including shares, warrants, convertible securities) of persons belonging to the category "Public" and holding more than 1% of the total number of shares.

Sr.No.	Name of the Shareholder	No. of shares held	Shares as a percentage of total number of shares (i.e., Grand Total (A)+(B)+(C) indicated in statement at para (I) (a) above;	Details of warrants		Details of convertible securities		Total shares (including underlying shares assuming full conversion of warrants and convertible securities) as a % of diluted shares capital
				No. of warrants held	As a % total number of warrants of the same class	Number of convertible securities held	% w.r.t total number of convertible securities of the same class	
1	TATA Balanced Fund	7823175	4.56	0	0	0	0	4.56
2	HDFC Trustee Company Limited A/C HDFC MID-CAPOPPORTUNITIES FUND	14808057	8.63	0	0	0	0	8.63
3	Nomura India Investment Fund Mother Fund	5389186	3.14	0	0	0	0	3.14
4	EastSpring Investments India Infrastructure Equity Open Limited	2389105	1.39	0	0	0	0	1.39
5	SBI Blue Chip Fund	2669000	1.56	0	0	0	0	1.56
6	ICICI Prudential Value Discovery Fund	12117258	7.06	0	0	0	0	7.06
7	DSP Blackrock Small and MID Cap Fund	5070155	2.96	0	0	0	0	2.96
8	ABU Dhabi Investment Authority- Behave	1902100	1.11	0	0	0	0	1.11
9	ICICI Prudential Life Insurance Company Ltd.	7786866	4.54	0	0	0	0	4.54
	TOTAL	59954902	34.95	0	0	0	0	34.95




(i) (c) (II) Statement showing holding of securities (including shares, warrants, convertible securities) of persons (together with PAC) belonging to the category "Public" and holding more than 5% of the total number of shares of the company.

Sr.No.	Name(s) of the shareholder(s) and the Persons Acting in Concert (PAC) with them	Number of shares	Shares as a percentage of total number of shares i.e., Grand Total (A)+(B)+ (C) indicated in Statement at para (I) (a) above;	Details of warrants		Details of convertible securities		Total shares (including underlying shares assuming full conversions of warrants and convertible securities) as a % of diluted share capital
				Number of warrants	As a % total number of warrants of the same class	No. of convertible securities held	% w.r.t total number of convertible securities of the same class	
1	ICICI PRUDENTIAL VALUE DISCOVERY FUND	12117258	7.06	0	0	0	0	7.06
2	HDFC Trustee Company Limited A/C HDFC MID-CAPOPPORTUNITIES FUND	14808057	8.63	0	0	0	0	8.63
	TOTAL	26925315	15.70	0.00	0.00	0.00	0.00	15.70



(U)(d) Statement showing details of locked-in shares

Sr. No.	Name of the shareholder	Number of locked-in shares	Locked-in shares as a percentage of total number of shares {i.e., Grand Total (A)+(B)+(C) indicated in Statement at para (U)(a) above}	Promoter/Promoter Group/Public
1	Vishnubhai M. Patel	5600000	3.26	Promoters
2	Vikaram R. Patel	1200000	0.70	Promoter Group
3	Vasistha C. Patel	1200000	0.70	Promoter Group
	Total	8000000		



(II)(a) Statement showing details of Depository Receipts (DRs)

Sr. No.	Type of outstanding DR (ADRs, GDRs, SDRs, etc.)	Number of outstanding DRs	Number of shares underlying outstanding DRs	Shares underlying outstanding DRs as a percentage of total number of shares {i.e., Grand Total (A)+(B)+(C) indicated in Statement at para (I)(a) above}
		NOT APPLICABLE		
TOTAL		0	0	0.00



