

SADBHAV ENGINEERING LIMITED
[CIN: L45400GJ1988PLC011322]

Corp. Office: "Sadbhav", Near Havmor Restaurant, B/H Navrangpura Bus Stand, Navrangpura, Ahmedabad - 380 009, Gujarat.

Tel:-079 40400400; Fax:-079 40400444; Email :- selinfo@sadbhav.co.in; Website: www.sadbhaveng.com

UNAUDITED FINANCIAL RESULTS (STAND ALONE) FOR THE QUARTER AND HALF YEAR ENDED 30TH SEPTEMBER, 2018


(Rs.in Lakhs except for Share data)

Sr. No.	Particulars	Quarter ended			Half year ended		Year ended
		30/09/2018 (Unaudited)	30/06/2018 (Unaudited)	30/09/2017 (Unaudited)	30/09/2018 (Unaudited)	30/09/2017 (Unaudited)	31/03/2018 (Audited)
1	Revenue From operations	69059.05	91144.10	69307.94	160203.15	163743.36	350505.99
2	Other income	664.37	1081.73	53.64	1746.10	444.93	1574.98
3	Total Income (1+2)	69723.42	92225.83	69361.58	161949.25	164188.29	352080.97
4	Expenses						
	Construction Expenses	54922.58	74335.24	55498.66	129257.82	129858.95	281342.82
	Changes in inventories of Finished Goods, stock in trade and work in progress	0.00	0	0	0	0	0
	Employee benefits expenses	3500.96	4241.27	3165.77	7742.23	6258.18	15534.94
	Finance costs (Refer Note No. 4)	2727.69	2571.93	2151.62	5299.62	5369.53	11672.19
	Depreciation and amortization expenses	2440.86	2407.91	2511.81	4848.77	4963.59	9790.39
	Other expenses	2303.52	1864.36	2767.41	4167.88	9074.51	12113.91
	Total Expenses	65895.61	85420.71	66095.27	151316.32	155524.76	330454.25
5	Profit before exceptional Items and tax (3-4)	3827.81	6805.12	3266.31	10632.93	8663.53	21626.72
6	Exceptional Items	0.00	0	0	0	0	0
7	Profit before tax (5-6)	3827.81	6805.12	3266.31	10632.93	8663.53	21626.72
8	(1) Tax Expense	1378.71	1518.29	696.93	2897.00	1,848.79	4,736.35
	(2) Deferred Tax	(1380.47)	(1,054.05)	(780.24)	(2,434.52)	(2,082.77)	(5,175.51)
9	Profit for the Period/Year (7-8)	3829.57	6340.88	3349.62	10170.45	8897.51	22065.88
10	Other Comprehensive Income (OCI)						
	A.(i) Items that will not be reclassified to profit or loss	0.00	0.00	0.00	0.00	0.00	72.38
	(ii) Income tax relating to items that will not be reclassified to profit or loss	0.00	0	0	0	0	0
11	Total comprehensive Income (9+10)	3829.57	6340.88	3349.62	10170.45	8897.51	22138.26
12	Paid up Equity share Capital (face value of Re. 1 each)	1715.71	1715.71	1715.71	1715.71	1715.71	1715.71
13	Other Equity	-	-	-	-	-	184963.06
14	Basic EPS (Rs.) before extra ordinary items (not annualized)	2.23*	3.7*	1.95*	5.93*	5.19*	12.86
15	Diluted EPS (Rs.) before extra ordinary items (not annualized)	2.23*	3.7*	1.95*	5.93*	5.19*	12.86
16	Paid up Debt Capital				46724.11	20010.46	10078.98
17	Debenture Redemption Reserve				2520.00	9000.00	2520.00
18	Networth				-	-	186678.77
19	Debt Equity Ratio (refer Note No.13)				0.40	0.29	0.25
20	Debt Service Coverage Ratio (refer Note No.13)				1.42	1.49	1.11
21	Interest Service Coverage Ratio (refer Note No.13)				3.92	3.54	2.65

22 Details of Secured Non-Convertible Debentures are as follows:

ISIN No.	Previous due dates From 1st April 2018 to 30th September 2018		Next due dates From 1st October 2018 to 31st March 2019	
	Principal	Interest	Principal	Interest
INE226H07056	-	-	27-11-2018	27-11-2018
INE226H07064	-	-	-	27-11-2018
INE226H07072	-	-	-	-
INE226H07080	-	-	-	-
INE226H07098	-	-	-	-
INE226H08013*	-	-	-	-

* ISIN for Rs.190.00 crores debentures issued on 14th September,2018



Notes :

- 1 The above results were reviewed by the Audit Committee and were approved & taken on record by the Board of Directors at their meeting held on November 14, 2018.
- 2 In accordance with Regulation 33 of the SEBI (Listing Obligations and Disclosure Requirements) Regulations, 2015, the Statutory Auditors of the Company have carried out Limited Review of the above results.
Consequent to the introduction of Goods and Services Tax ("GST") with effect from July 01, 2017, revenue for the quarter ended September 30, 2018 and March 31, 2018 is presented net of GST in compliance with the applicable accounting standards for the respective quarters. The revenue from operation for the year ended March 31, 2018 are inclusive of indirect taxes upto the period June 30, 2017 and hence are not comparable.
- 3
- 4 Total Interest paid amounting to Rs. 8665.68 Lakhs (Rs. 8056.00 Lakhs) has been net off by Rs.3366.06 Lakhs (Rs. 2686.47 Lakhs) towards the interest received on the loans given to subsidiaries.
- 5 Depreciation on Plant & machinery other than those used for mining sites has been provided at higher rate by taking lower useful life compared to useful life prescribed under schedule II of the Companies Act, 2013, hence depreciation charged for the quarter ended on 30/09/2018 is increased by Rs. 352.98 Lakhs (Rs. 304.97 Lakhs).
The Company is primarily engaged in the business of Engineering, Procurement and Construction (EPC) relating to infrastructure sector comprising of Roads, Bridges, Irrigation, Mining, Metro, Power etc. Information reported to and evaluated regularly by the Chief Operating Decision Maker(CODM) for the purposes of resource allocation and assessing performance focuses on the business as a whole and accordingly, in the context of operating segment as defined under Ind AS 108 "Operating Segments" there is a single reportable segment " EPC." Hence no segment reporting is made.
- 6
- 7 During the quarter company has issued and allotted 1900 Unsecured, Listed Non Convertible Debentures having face value of Rupees Ten Lakhs each aggregating amount to Rs.190 crores on private placement basis. Credit Rating Limited has assigned CARE A+; Stable (Single A Plus; Outlook: Stable) credit rating for Non Convertible Debentures issued of Rs.190 crores by the Company.
- 8 Debenture redemption Reserve will be created at the end of the financial year subject to availability of profits as per section 71(4) of the Companies Act, 2013
The Company has adopted Ind AS 115 'Revenue from Contracts with Customers' effective April 1, 2018. Based on assessment done by the management, there is no significant impact on retained earnings as at April 1, 2018 and financial results of the Company.
- 9
- 10 Deffered tax includes MAT credit entitlement of Rs. 1378.71 Lakhs for the quarter ended on 30.09.2018
- 11 The figures for the previous period have been regrouped/rearranged wherever necessary, to make them comparable with those of the current period.




12 STATEMENT OF ASSETS AND LIABILITIES

PARTICULARS	STAND ALONE	
	As At September 30, 2018	As At March 31, 2018
Assets		
Non-current Assets		
(a) Property, Plant and Equipments	47013.42	49390.68
(b) Capital Work in Progress	383.27	234.99
(c) Intangible Assets	539.80	651.38
(d) Investment Property	0.00	0.00
(e) Financial Assets		
(i) Investments	58897.91	57745.55
(ii) Trade receivable	4257.63	3587.28
(iii) Loans	3703.22	3510.16
(iv) Other Financial Assets	568.16	555.20
(e) Defereed Tax Assets (net)	12376.54	9942.02
(f) Other Non Current Assets	2407.77	1483.60
	130147.72	127100.86
Current Assets		
(a) Inventories	19449.58	16425.32
(b) Financial Assets		
(i) Investments		0.00
(ii) Trade receivables	157574.08	159217.58
(iii) Cash and cash equivalents	420.88	674.43
(iv) Bank Balance other than (ii) above	1454.84	593.51
(v) Loans	56424.96	65309.49
(vi) Receivable Under Service Concession Arrangement	0.00	0.00
(vii) Other financial assets	35326.63	40157.26
(c) Current Tax Asset	8950.51	9518.07
(d) Other current assets	24213.26	18067.89
Total Current Assets	303814.74	309963.55
Total Assets	433962.46	437064.41
Equity and Liabilities		
Equity		
(i) Equity share capital	1715.71	1715.71
(ii) Other Equity	193417.82	184963.06
Total Equity	195133.53	186678.77
Non-current Liabilities		
(a) Financial Liabilities		
(i) Borrowings	64489.26	28627.97
(ii) Other financial liabilities	975.29	831.00
(b) Provisions	0.00	0.00
(c) Defereed tax liabilities (Net)	0.00	0.00
(d) Other non-current liabilities	0.00	0.00
Total Non-current Liabilities	65464.55	29458.97
Current Liabilities		
(a) Financial Liabilities		
(i) Borrowings	76856.92	104632.46
(ii) Trade Payable	43852.31	59900.81
(ii) Other financial liabilities	15848.34	16673.06
(b) Other current liabilities	36734.91	39453.99
(c) Provisions	71.90	266.35
(d) Current Tax Liabilities (Net)	0.00	0.00
Total Current Liabilities	173364.38	220926.67
Total Liabilities	238828.93	250385.64
Total Equity Liabilities	433962.46	437064.41

13 ISCR=Earning before interest and tax / Interest expenses. DSCR=Earning before interest and tax / (Interest + Principal Repayment of long term debt during the period). Debt Equity Ratio=Loan Fund / Share Capital & Reserves (excluding revaluation reserve)

For, SADBHAV ENGINEERING LTD.

S.V. Patel
Shashin V. Patel
Chairman & Managing Director
DIN : 00048328
Place : Ahmedabad
Date : 14/11/2018





Limited Review Report on Quarterly and Half Yearly Unaudited Standalone Financial Results of Sadbhav Engineering Limited pursuant to the Regulation 33 of the SEBI (Listing Obligations & Disclosure Requirements) Regulations, 2015

To
Board of Directors,
Sadbhav Engineering Limited

We have reviewed the accompanying statement of unaudited standalone financial results of Sadbhav Engineering Limited ('the Company') for the quarter and half year ended on September 30, 2018 ('the Statement') attached herewith, being submitted by the company pursuant to the requirements of Regulation 33 of the SEBI (Listing Obligations and Disclosure Requirements) Regulations, 2015 read with SEBI Circular No. CIR/CFD/FAC/62/2016 dated July 5, 2016.

The preparation of the Statement in accordance with the recognition and measurement principles laid down in Indian Accounting Standard 34, Interim Financial Reporting (Ind AS 34) prescribed under Section 133 of the Companies Act, 2013 read with Rule 3 of Companies (Indian Accounting Standards) Rules, 2015 is the responsibility of the Company's management and has been approved by the Board of Directors of the Company in their meeting held on 14th November, 2018. Our responsibility is to express a conclusion on the Statement based on our review.


We conducted our review in accordance with the Standard on Review Engagements (SRE) 2410, 'Review of Interim Financial Information Performed by the Independent Auditor of the Entity', issued by the Institute of Chartered Accountants of India. This standard requires that we plan and perform the review to obtain moderate assurance as to whether the financial statements are free of material misstatement. A review is limited primarily to inquiries of company personnel and analytical procedures applied to financial data and thus provide less assurance than an audit. We have not performed an audit and accordingly, we do not express an audit opinion.

Based on our review conducted as stated above, nothing has come to our attention that causes us to believe that the accompanying Statement, prepared in accordance with recognition & measurement principles laid down in the Indian Accounting Standards prescribed under Section 133 of the Companies Act, 2013, read with relevant rules issued thereunder and other recognized accounting practices and policies has not disclosed the information required to be disclosed in terms of Regulation 33 of SEBI (Listing Obligations and Disclosure Requirements) Regulations, 2015, read with SEBI Circular No. CIR/CFD/FAC/62/2016 dated July 5, 2016 including the manner in which it is to be disclosed, or that it contains any material misstatement.

For, Dhirubhai Shah & Co LLP
Chartered Accountants
FRN: 102511W/W100298

Harish B. Patel

Harish B Patel
Partner
M. No. 014427



Place: Ahmedabad
Date: November 14, 2018

Phone : (079) 2640 3325/26 | Website : www.dbsgroup.in | E-Mail : info@dbsgroup.in